

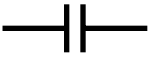
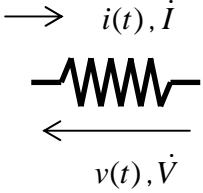
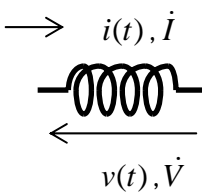
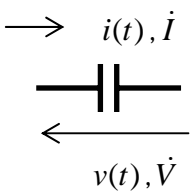
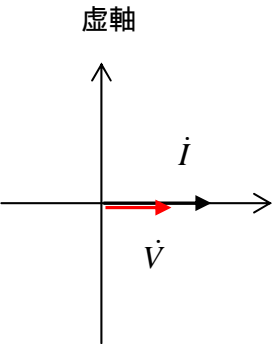
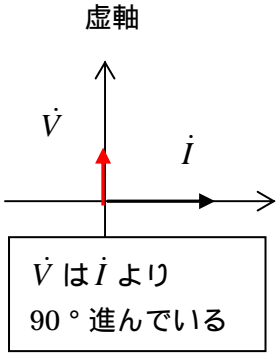
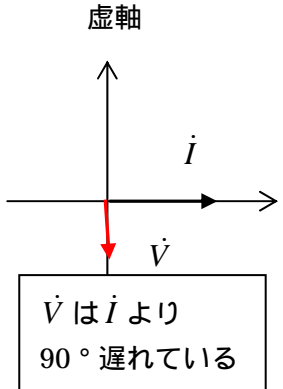
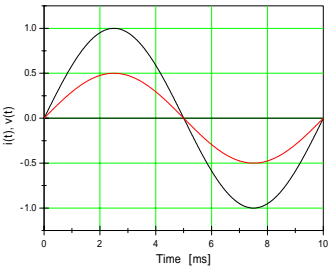
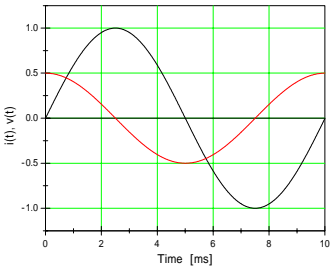


各素子の表現 (重要)

素子名	抵抗	コイル	コンデンサ
記号と単位	R []	L [H]	C [F]
複素インピーダンス	R []	$j\omega L$ []	$\frac{1}{j\omega C}$ []
回路記号			
抵抗 (インピーダンスの実部)	R []		
リアクタンス (インピーダンスの虚部)		$X_L = \omega L$ []	$X_C = \frac{1}{\omega C}$ []
複素インピーダンス	R []	jX_L []	$-jX_C$ []
オームの法則	 $\dot{V}_R = RI$	 $\dot{V}_L = j\omega LI$	 $\dot{V}_C = \frac{1}{j\omega C} I$
複素平面 (ベクトル表示)			
瞬時値表示	$i(t) = \sqrt{2}I \sin(\omega t)$ $v(t) = \sqrt{2}V \sin(\omega t)$ 	$i(t) = \sqrt{2}I \sin(\omega t)$ $v(t) = \sqrt{2}V \sin\left(\omega t + \frac{\pi}{2}\right)$ 	$i(t) = \sqrt{2}I \sin(\omega t)$ $v(t) = \sqrt{2}V \sin\left(\omega t - \frac{\pi}{2}\right)$ 